





Appendix 2 - Cudworth Family Centre Consultation

1. Page 1

1. Do you support the proposal of relocating the Cudworth Family Centre to Cudworth IKIC building?				
Answer Choices			Response Percent	Response Total
1	Yes		98.41%	62
2	No		1.59%	1
			answered	63
			skipped	0
If no, what do you feel are the barriers? (1)				
1		As a resident, already there is the proposal for parking restrictions and we are being told that we will not be able to park outside our own home. There is no parking at the IKIC building . It may be that attendees are told to use Dorothy Hyman car park, however football and athletics attendees are told to do this and they don't as it requires walking further. I am concerned that it will just increase traffic and inconsiderate parking for local residents.		

2. Are the other current or proposed community venues easier for you to access (e.g. Cudworth Library, Crown Estate Community Centre or other venues)?				
Answer Choices			Response Percent	Response Total
1	Yes		49.21%	31
2	No		52.38%	33
			answered	63
			skipped	0

2. Are the other current or proposed community venues easier for you to access (e.g. Cudworth Library, Crown Estate Community Centre or other venues)?

If yes, please tell us your preferred venues (12)

1	Cudworth library
2	Library
3	Library
4	all just as easy to access
5	Cudworth Library is local to me
6	Community Centre
7	Cudworth
8	Library
9	Library
10	Cudworth Library
11	Community Centre
12	Cudworth Library

3. Would you access the Family Centre Services from Cudworth IKIC Centre?

Answer Choices		Response Percent	Response Total
1	Yes	96.83%	61
2	No	3.17%	2



3. Would you access the Family Centre Services from Cudworth IKIC Centre?

answered	63
skipped	0

If no, can you give us a reason why? (1)

1	i drive so access all Barnsley
---	--------------------------------



4. If you have accessed services before, would the proposed new site be easier for you to access?

Answer Choices			Response Percent	Response Total
1	Yes		79.37%	50
2	No		22.22%	14
			answered	63
			skipped	0

If no, can you give us a reason why? (6)

1	Don't have a problem accessing currently
2	I didn't acces the cudworth family centre before but in case that will be moved on stadium it will be much easier for me to participate at activities.
3	I was always directed to grimethorpe. Never knew about cudworths
4	Children attend Birkwood School so always easier
5	N/A
6	Cudworth Library

5. If you have not accessed services before, would the proposed new site be easier for you to access?

Answer Choices			Response Percent	Response Total
1	Yes		93.65%	59
2	No		9.52%	6
			answered	63
			skipped	0
If no, can you give us a reason why? (1)				
1		N/A		

6. Are there any further comments or recommendations that you would like to share?

Answer Choices			Response Percent	Response Total
1	Open-Ended Question		100.00%	10
1		I've always thought the current site is really far out especially in winter the dorothy hyman is well known and more central to families in cudworth. its many years since i attended because my kids are older [REDACTED] but would love to access after school times and hyman is nearer to my house		
2		A centre is desperately needed in Cudworth and more availability for groups of all ages at the site		
3		Sounds a good idea		
4		Families who live at the top don't access		
5		None		
6		No		

